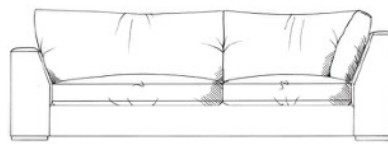


tamarisk

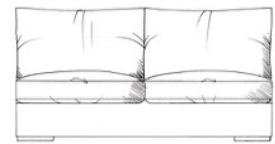
Chilson corner group

Foam seat with fibre wrap. Feather back cushions (fibre optional). Solid wood feet available in dark oak, light oak, ebony, walnut, smoked grey, wenge or graphite. All units with arm can be ordered left or right hand facing. Bolt-on arms for ease of delivery (NOT lounge).

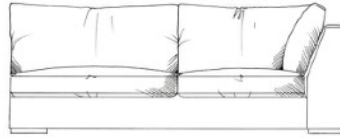
ALL UNITS - HEIGHT 68CM
- DEPTH 105CM



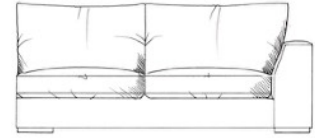
Grand corner unit with arm
W: 235cm




Medium armless unit
W: 155cm



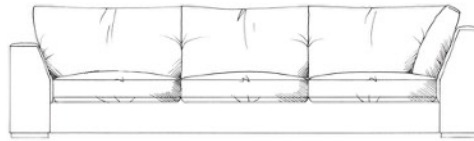
Grand corner unit no arm
W: 208cm



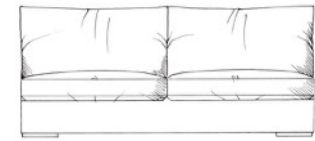
Medium unit 1 arm
W: 182cm



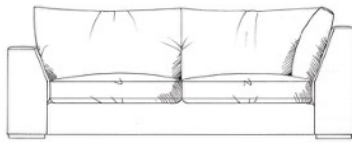
Single corner unit W: 105cm



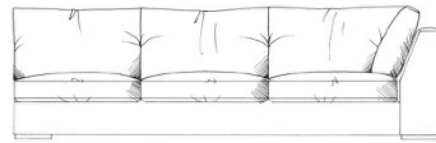
Super grand corner unit with arm
W: 286cm



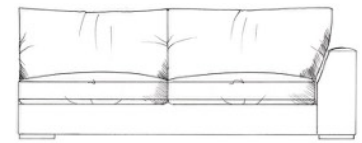
Large armless unit
W: 180cm



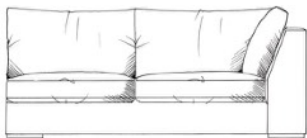
Medium corner unit with arm
W: 210cm



Super grand corner unit no arm
W: 259cm



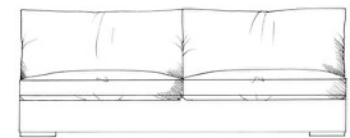
Large unit 1 arm
W: 208cm



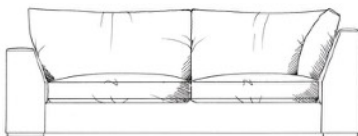
Med corner unit no arm
W: 183cm



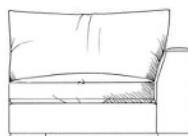
Small armless unit W: 90cm



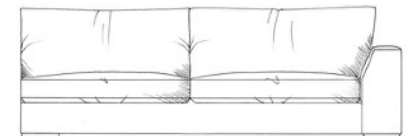
Grand armless unit
W: 205cm



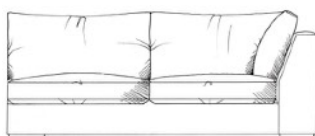
Large corner unit with arm
W: 222cm



Small unit 1 arm W: 115cm



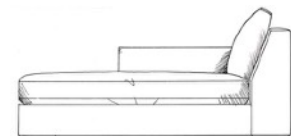
Grand unit 1 arm
W: 233cm



Large corner unit no arm
W: 195cm



Footstools D: 75cm, H: 45cm
Medium stool W: 75cm
Large stool W: 88cm
Grand stool W: 103cm



Large lounge
W: 124cm, H: 68cm, D: 165cm