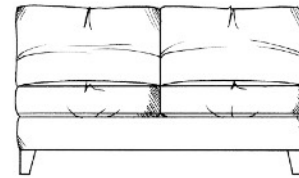


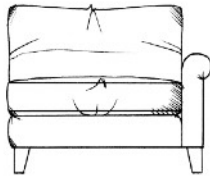
# tamarisk

## Newbury Corner Group

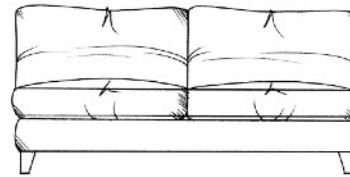
Foam seat with fibre wrap. Fibre backs. Steel serpentine springs. Solid wood feet available in dark oak, light oak, ebony, walnut, smoked grey, wenge or graphite.



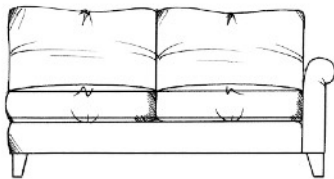
Small armless unit  
width 127cm, height 75cm, depth 95cm



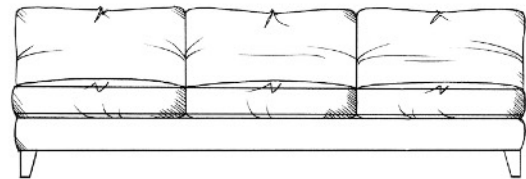
Single 1 arm unit  
width 80cm, height 75cm, depth 95cm



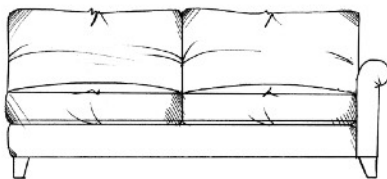
Medium armless unit  
width 155cm, height 75cm, depth 95cm



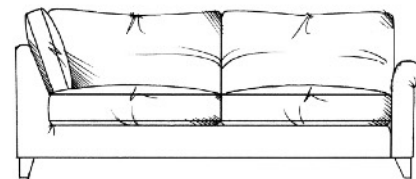
Small 1 arm unit  
width 142cm, height 75cm, depth 95cm



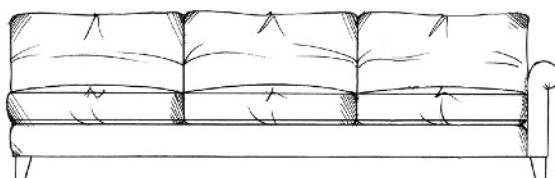
Large armless unit  
width 230cm, height 75cm, depth 95cm



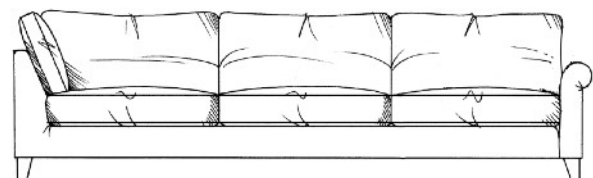
Medium 1 arm unit  
width 170cm, height 75cm, depth 95cm




Medium corner unit  
width 188cm, height 75cm, depth 95cm



Large 1 arm unit  
width 245cm, height 75cm, depth 95cm



Large corner unit  
width 265cm, height 75cm, depth 95cm



Square stool  
width 80cm,  
height 45cm,  
depth 80cm